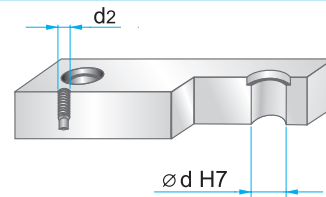
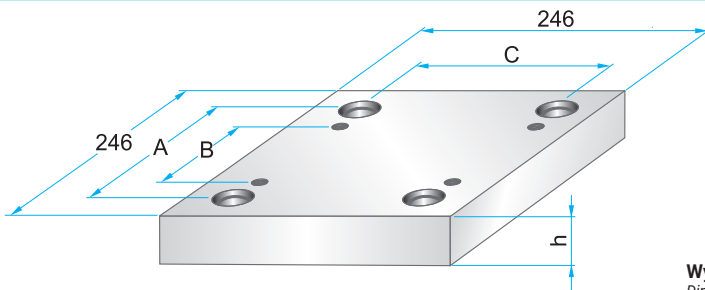


Korpus formy

Mold base

246x246

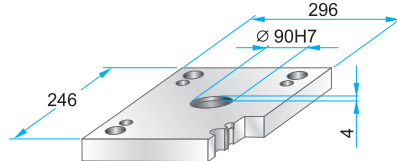


Wymiary i tolerancje
Dimensions and tolerances



	A	B	C	d	d ₂
PK	200	130	200	30	M12
PKA	206	136	206	26	M10

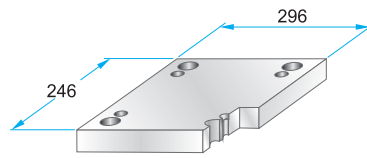
**PK 01
PKA 01**



PK 01 – 246 x 246 x h / material
PKA 01 – 246 x 246 x h / material

22	1730
27	2312
36	2085

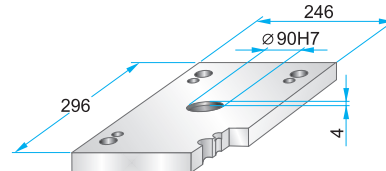
**PK 11
PKA 11**



PK 11 – 246 x 246 x h / material
PKA 11 – 246 x 246 x h / material

22	1730
27	2312
36	2085

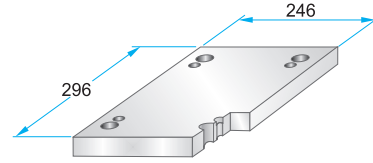
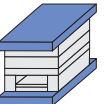
**PK 02
PKA 02**



PK 02 – 246 x 246 x h / material
PKA 02 – 246 x 246 x h / material

22	1730
27	2312
36	2085

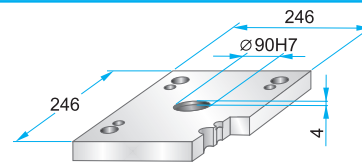
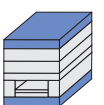
**PK 12
PKA 12**



PK 12 – 246 x 246 x h / material
PKA 12 – 246 x 246 x h / material

22	1730
27	2312
36	2085

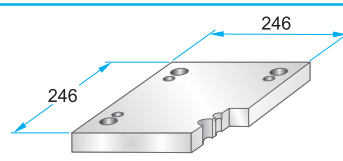
**PK 21
PKA 21**



PK 21 – 246 x 246 x h / material
PKA 21 – 246 x 246 x h / material

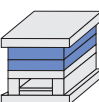
22	1730
27	2312
	2085

**PK 22
PKA 22**



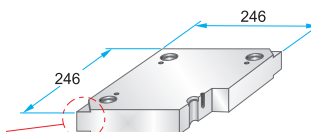
PK 22 – 246 x 246 x h / material
PKA 22 – 246 x 246 x h / material

17	1730
22	2312
27	2085



**PK 03
PKA 03**

Podcięcia do demontażu
na życzenie.
Corner undercuts upon request.



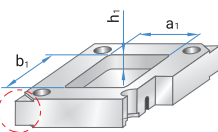
PK 03 – 246 x 246 x h / material
PKA 03 – 246 x 246 x h / material

PK 35 – 246 x 246 x h / material
PKA 35 – 246 x 246 x h / (a1/b1/h1)

17	1730
22	2083
27	2085
36	2162
46	2311
56	2312
66	2738
76	Toolox33
86	Toolox44
96	2738HH
116	2714HH
136	

**PK 35
PKA 35**

Podcięcia do demontażu
na życzenie.
Corner undercuts upon request.



Material info

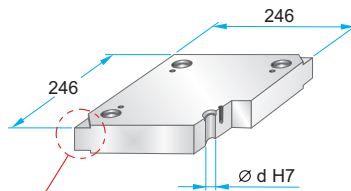
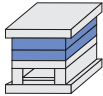


Korpus formy

Mold base

246x246

**PK 31
PKA 31**



Podcięcia do demontażu na życzenie.
Corner undercuts upon request.



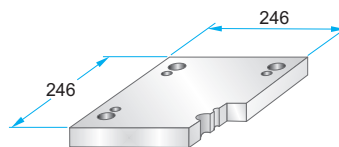
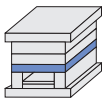
	d
PK 31	29,4
PKA 31	25,6

Material info



PK 31 – 246 x 246 x	h	/	material
PKA 31 – 246 x 246 x	h	/	
	17	/	1730
	22	/	2083
	27	/	2085
	36	/	2162
	46	/	2311
	56	/	2312
	66	/	2343
	76	/	2738
	86	/	2767
	96	/	Toolox33
	116	/	Toolox44
			2738HH
			2714HH

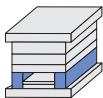
**PK 04
PKA 04**



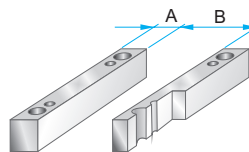
PK 04 – 246 x 246 x h / material
PKA 04 – 246 x 246 x h /

	22	/	1730
	27	/	2312
	36	/	2085
	46		
	56		
	66		

**PK 05
PKA 05**



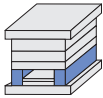
	A	B
PK 05	43	160
PKA 05	36	174



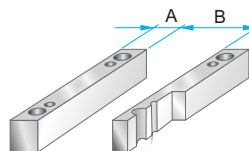
PK 05 – 246 x 246 x h / material
PKA 05 – 246 x 246 x h /

	46	/	1730
	56	/	2085
	66		
	76		
	86		
	96		

**PK 55
PKA 55**



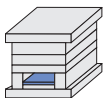
	A	B
PK 55	58	130
PKA 55	50	146



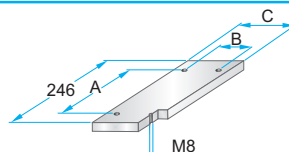
PK 55 – 246 x 246 x h / material
PKA 55 – 246 x 246 x h /

	46	/	1730
	56	/	2085
	66		
	76		
	86		
	96		

**PK 06
PKA 06**



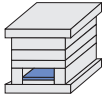
	A	B	C
PK 06	180	130	158
PKA 06	170	146	172



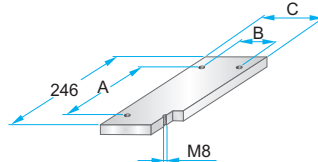
PK 06 – 246 x 246 x h / material
PKA 06 – 246 x 246 x h /

	12	/	1730
			2085

**PK 65
PKA 65**



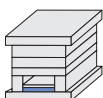
	A	B	C
PK 65	180	98	126
PKA 65	170	116	142



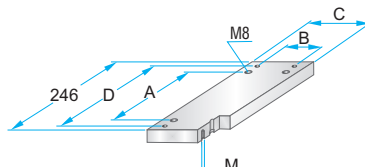
PK 65 – 246 x 246 x h / material
PKA 65 – 246 x 246 x h /

	12	/	1730
			2085

**PK 07
PKA 07**



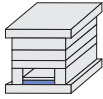
	A	B	C	D	M
PK 07	180	130	158	214	M4
PKA 07	170	146	172	220	M5



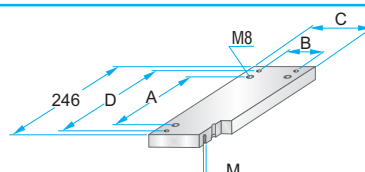
PK 07 – 246 x 246 x h / material
PKA 07 – 246 x 246 x h /

	17	/	1730
			2312
			2085

**PK 75
PKA 75**



	A	B	C	D	M
PK 75	180	98	126	214	M4
PKA 75	170	116	142	220	M5



PK 75 – 246 x 246 x h / material
PKA 75 – 246 x 246 x h /

	17	/	1730
			2312
			2085