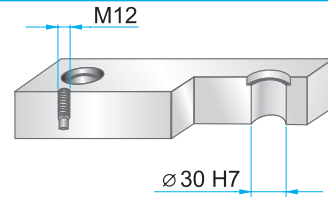
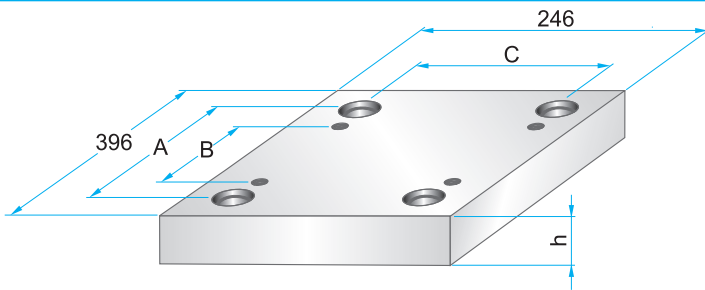


Korpus formy

Mold base

246x396

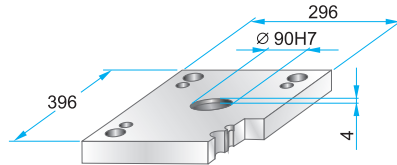
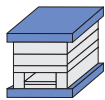


Wymiary i tolerancje
Dimensions and tolerances



	A	B	C
PK	340	284	198
PKA	348	270	198

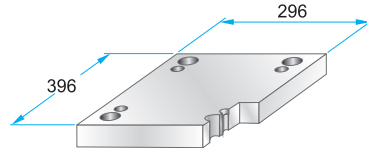
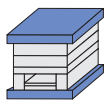
**PK 01
PKA 01**



PK 01 - 246 x 396 x h / material
PKA 01 - 246 x 396 x h / material

27	1730
36	2312
46	2085

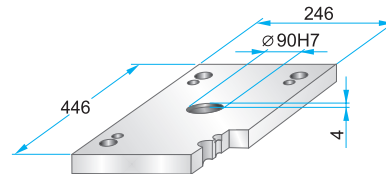
**PK 11
PKA 11**



PK 11 - 246 x 396 x h / material
PKA 11 - 246 x 396 x h / material

27	1730
36	2312
46	2085

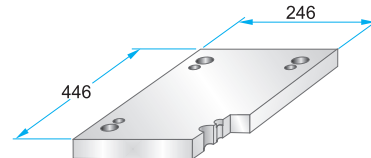
**PK 02
PKA 02**



PK 02 - 246 x 396 x h / material
PKA 02 - 246 x 396 x h / material

27	1730
36	2312
	2085

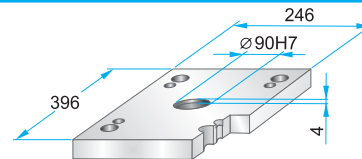
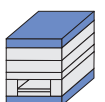
**PK 12
PKA 12**



PK 12 - 246 x 396 x h / material
PKA 12 - 246 x 396 x h / material

27	1730
36	2312
	2085

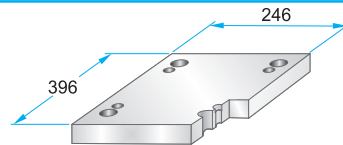
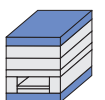
**PK 21
PKA 21**



PK 21 - 246 x 396 x h / material
PKA 21 - 246 x 396 x h / material

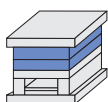
22	1730
27	2312
36	2085

**PK 22
PKA 22**



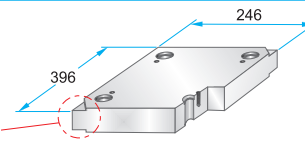
PK 22 - 246 x 396 x h / material
PKA 22 - 246 x 396 x h / material

22	1730
27	2312
36	2085



**PK 03
PKA 03**

Podcięcia do demontażu
na życzenie.
Corner undercuts upon request.



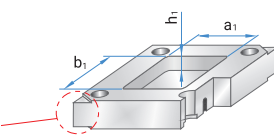
PK 03 - 246 x 396 x h / material
PKA 03 - 246 x 396 x h / material

PK 35 - 246 x 396 x h / material
PKA 35 - 246 x 396 x h / (a1/b1/h1)

17	1730
22	2083
27	2085
36	2162
46	2311
56	2312
66	2738
76	Toolox33
86	Toolox44
96	2738HH
116	2714HH
136	

**PK 35
PKA 35**

Podcięcia do demontażu
na życzenie.
Corner undercuts upon request.



Material info

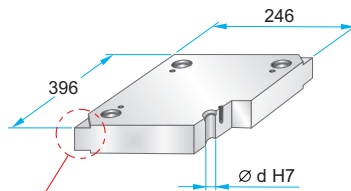
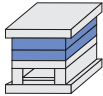


Korpus formy

Mold base

246x396

**PK 31
PKA 31**



Podcięcia do demontażu na życzenie.
Corner undercuts upon request.



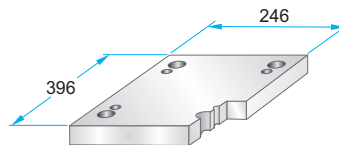
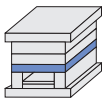
	d
PK 31	29,4
PKA 31	29,5

Material info



PK 31 – 246 x 396 x	h	/	material
PKA 31 – 246 x 396 x	h	/	
	22	/	1730
	27	/	2083
	36	/	2085
	46	/	2162
	56	/	2311
	66	/	2312
	76	/	2343
	86	/	2738
	96	/	2767
	116	/	Toolox33 Toolox44 2738HH 2714HH

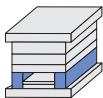
**PK 04
PKA 04**



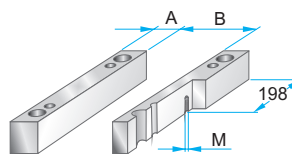
PK 04 – 246 x 396 x **h /** **material**
PKA 04 – 246 x 396 x **h /**

	27	/	1730
	36	/	2312
	46	/	2085
	56	/	
	66	/	

**PK 05
PKA 05**



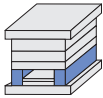
	A	B	M
PK 05	47	152	–
PKA 05	44	158	M10



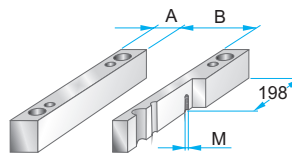
PK 05 – 246 x 396 x **h /** **material**
PKA 05 – 246 x 396 x **h /**

	56	/	1730
	66	/	2085
	76	/	
	86	/	
	96	/	
	116	/	

**PK 55
PKA 55**



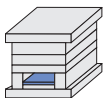
	A	B	M
PK 55	62	122	–
PKA 55	60	126	M10



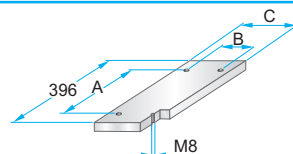
PK 55 – 246 x 396 x **h /** **material**
PKA 55 – 246 x 396 x **h /**

	56	/	1730
	66	/	2085
	76	/	
	86	/	
	96	/	
	116	/	

**PK 06
PKA 06**



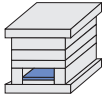
	A	B	C
PK 06	330	122	150
PKA 06	300	130	156



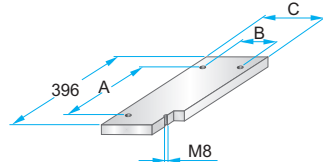
PK 06 – 246 x 396 x **h /** **material**
PKA 06 – 246 x 396 x **h /**

	17	/	1730
		/	2085

**PK 65
PKA 65**



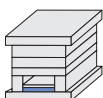
	A	B	C
PK 65	330	90	118
PKA 65	300	96	122



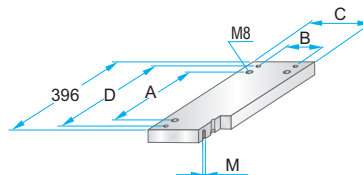
PK 65 – 246 x 396 x **h /** **material**
PKA 65 – 246 x 396 x **h /**

	17	/	1730
		/	2085

**PK 07
PKA 07**



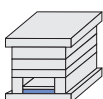
	A	B	C	D	M
PK 07	330	122	150	364	M4
PKA 07	300	130	156	370	M5



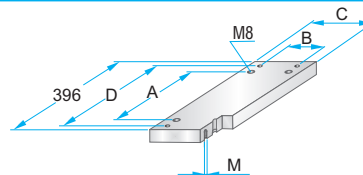
PK 07 – 246 x 396 x **h /** **material**
PKA 07 – 246 x 396 x **h /**

	22	/	1730
		/	2312
		/	2085

**PK 75
PKA 75**



	A	B	C	D	M
PK 75	330	90	118	364	M4
PKA 75	300	96	122	370	M5



PK 75 – 246 x 396 x **h /** **material**
PKA 75 – 246 x 396 x **h /**

	22	/	1730
		/	2312
		/	2085