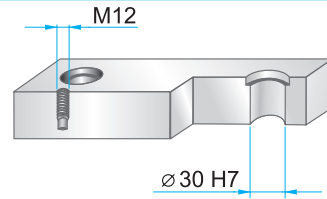
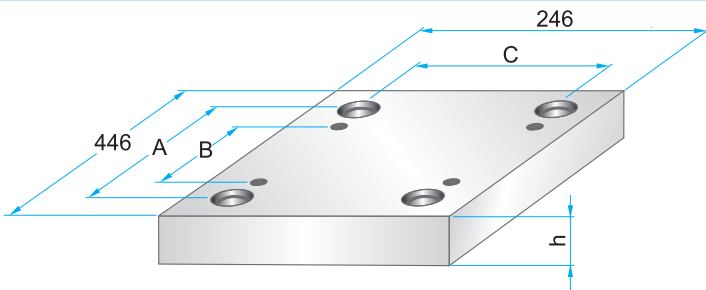


Korpus formy

Mold base

246x446

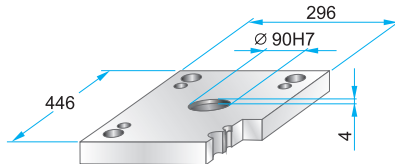


Wymiary i tolerancje
Dimensions and tolerances



	A	B	C
PK	394	324	194
PKA	398	320	198

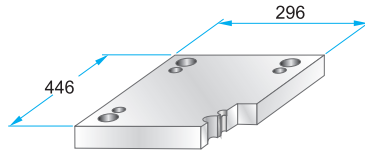
**PK 01
PKA 01**



PK 01 - 246 x 446 x h / material
PKA 01 - 246 x 446 x h / material

27	1730
36	2312
	2085

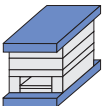
**PK 11
PKA 11**



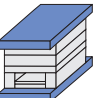
PK 11 - 246 x 446 x h / material
PKA 11 - 246 x 446 x h / material

27	1730
36	2312
	2085

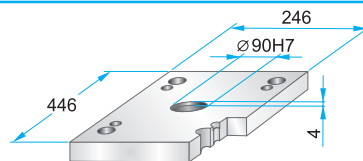
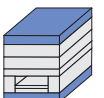
**PK 02
PKA 02**



**PK 12
PKA 12**



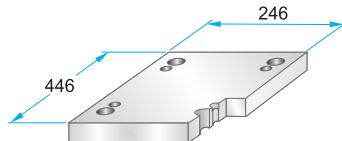
**PK 21
PKA 21**



PK 21 - 246 x 446 x h / material
PKA 21 - 246 x 446 x h / material

27	1730
36	2312
	2085

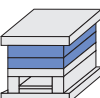
**PK 22
PKA 22**



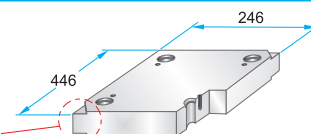
PK 22 - 246 x 446 x h / material
PKA 22 - 246 x 446 x h / material

27	1730
36	2312
	2085

**PK 03
PKA 03**



Podcięcia do demontażu
na życzenie.
Corner undercuts upon request.



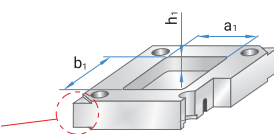
PK 03 - 246 x 446 x h / material
PKA 03 - 246 x 446 x h / material

PK 35 - 246 x 446 x h / material
PKA 35 - 246 x 446 x h / (a1/b1/h1)

17	1730
22	2083
27	2085
36	2162
46	2311
56	2312
66	2738
76	Toolox33
86	Toolox44
96	2738HH
116	2714HH
136	

**PK 35
PKA 35**

Podcięcia do demontażu
na życzenie.
Corner undercuts upon request.



Material info

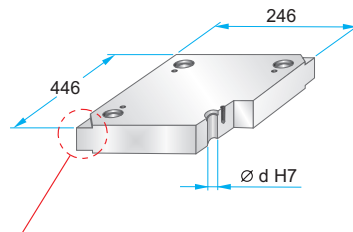
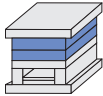


Korpus formy

Mold base

246x446

**PK 31
PKA 31**



Podcięcia do demontażu na życzenie.
Corner undercuts upon request.



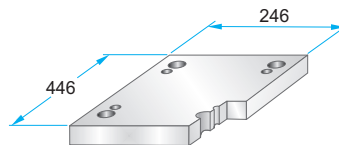
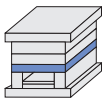
	d
PK 31	29,4
PKA 31	29,5

Material info



PK 31 – 246 x 446 x	h	/	material
PKA 31 – 246 x 446 x	h	/	
	27		1730
	36		2083
	46		2085
	56		2162
	66		2311
	76		2312
	86		2343
	96		2738
	116		2767
			Toolox33
			Toolox44
			2738HH
			2714HH

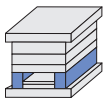
**PK 04
PKA 04**



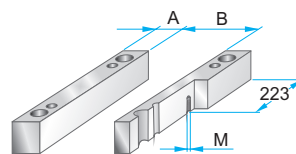
PK 04 – 246 x 446 x **h / material**
PKA 04 – 246 x 446 x **h /**

	27	1730
	36	2312
	46	2085
	56	
	66	

**PK 05
PKA 05**



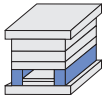
	A	B	M
PK 05	43	160	–
PKA 05	44	158	M10



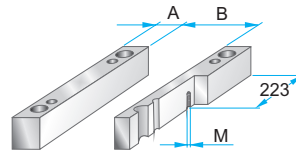
PK 05 – 246 x 446 x **h / material**
PKA 05 – 246 x 446 x **h /**

	56	1730
	66	2085
	76	
	86	
	96	
	116	

**PK 55
PKA 55**



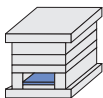
	A	B	M
PK 55	58	130	–
PKA 55	60	126	M10



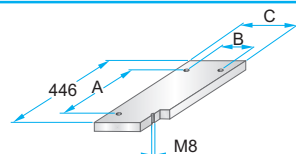
PK 55 – 246 x 446 x **h / material**
PKA 55 – 246 x 446 x **h /**

	56	1730
	66	2085
	76	
	86	
	96	
	116	

**PK 06
PKA 06**



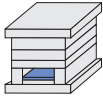
	A	B	C
PK 06	380	130	158
PKA 06	350	130	156



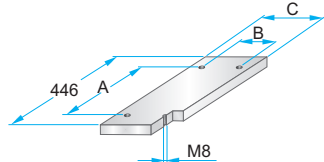
PK 06 – 246 x 446 x **h / material**
PKA 06 – 246 x 446 x **h /**

	17	1730
		2085

**PK 65
PKA 65**



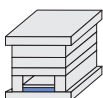
	A	B	C
PK 65	380	98	126
PKA 65	350	96	122



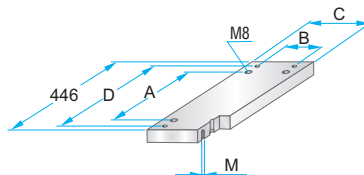
PK 65 – 246 x 446 x **h / material**
PKA 65 – 246 x 446 x **h /**

	17	1730
		2085

**PK 07
PKA 07**



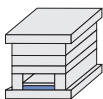
	A	B	C	D	M
PK 07	380	130	158	414	M4
PKA 07	350	130	156	420	M5



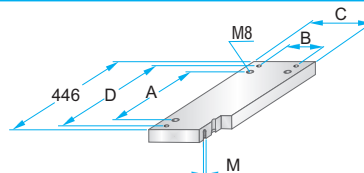
PK 07 – 246 x 446 x **h / material**
PKA 07 – 246 x 446 x **h /**

	22	1730
		2312
		2085

**PK 75
PKA 75**



	A	B	C	D	M
PK 75	380	98	126	414	M4
PKA 75	350	96	122	420	M5



PK 75 – 246 x 446 x **h / material**
PKA 75 – 246 x 446 x **h /**

	22	1730
		2312
		2085