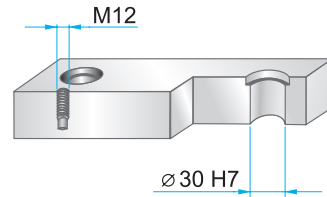
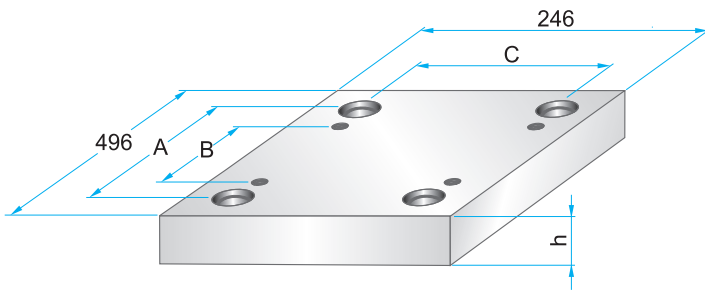


Korpus formy

Mold base

246x496

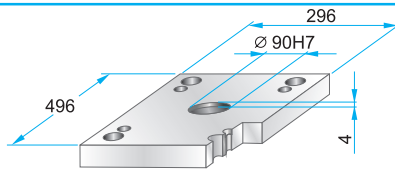


Wymiary i tolerancje
Dimensions and tolerances



	A	B	C
PK	444	374	194
PKA	448	370	198

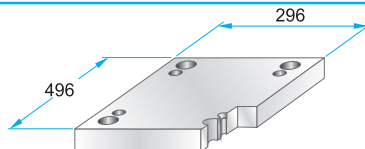
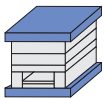
**PK 01
PKA 01**



PK 01 - 246 x 496 x h / material
PKA 01 - 246 x 496 x h / material

27	1730
36	2312
	2085

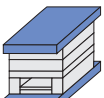
**PK 11
PKA 11**



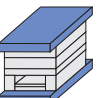
PK 11 - 246 x 496 x h / material
PKA 11 - 246 x 496 x h / material

27	1730
36	2312
	2085

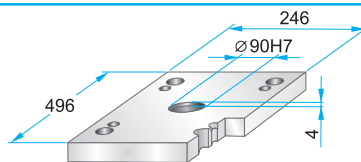
**PK 02
PKA 02**



**PK 12
PKA 12**



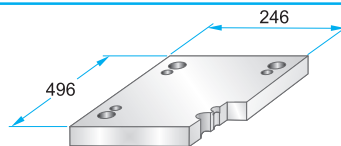
**PK 21
PKA 21**



PK 21 - 246 x 496 x h / material
PKA 21 - 246 x 496 x h / material

27	1730
36	2312
	2085

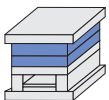
**PK 22
PKA 22**



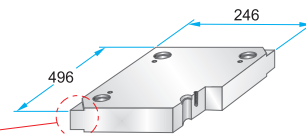
PK 22 - 246 x 496 x h / material
PKA 22 - 246 x 496 x h / material

27	1730
36	2312
	2085

**PK 03
PKA 03**



Podcięcia do demontażu na życzenie.
Corner undercuts upon request.



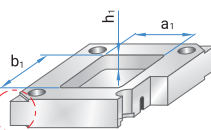
PK 03 - 246 x 496 x h / material
PKA 03 - 246 x 496 x h / material

PK 35 - 246 x 496 x h / material
PKA 35 - 246 x 496 x h / (a1/b1/h1)

22	1730
27	2083
36	2085
46	2162
56	2311
66	2312
76	2738
86	Toolox33
96	Toolox44
116	2738HH
136	2714HH

**PK 35
PKA 35**

Podcięcia do demontażu na życzenie.
Corner undercuts upon request.



Material info

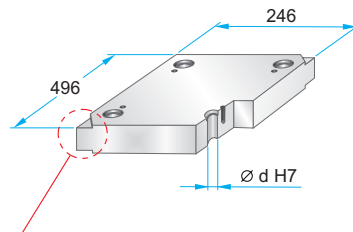
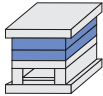


Korpus formy

Mold base

246x496

**PK 31
PKA 31**



PK 31 – 246 x 496 x h / material
PKA 31 – 246 x 496 x h / material

h	material
27	1730
36	2083
46	2085
56	2162
66	2311
76	2312
86	2343
96	2738
116	2767
	Toolox33
	Toolox44
	2738HH
	2714HH

Podcięcia do demontażu na życzenie.
Corner undercuts upon request.

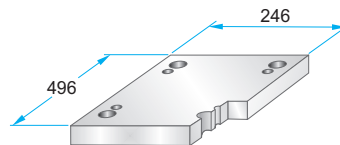
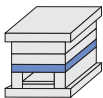


	d
PK 31	29,4
PKA 31	29,5

Material info



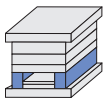
**PK 04
PKA 04**



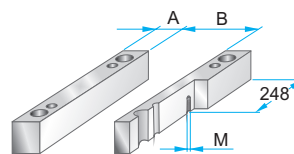
PK 04 – 246 x 496 x h / material
PKA 04 – 246 x 496 x h / material

h	material
36	1730
46	2312
56	2085
66	

**PK 05
PKA 05**



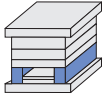
	A	B	M
PK 05	43	160	-
PKA 05	44	158	M10



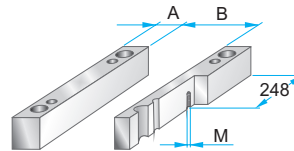
PK 05 – 246 x 496 x h / material
PKA 05 – 246 x 496 x h / material

h	material
56	1730
66	2085
76	
86	
96	
116	

**PK 55
PKA 55**



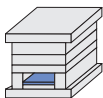
	A	B	M
PK 55	58	130	-
PKA 55	60	126	M10



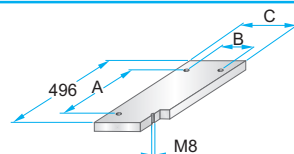
PK 55 – 246 x 496 x h / material
PKA 55 – 246 x 496 x h / material

h	material
56	1730
66	2085
76	
86	
96	
116	

**PK 06
PKA 06**



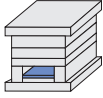
	A	B	C
PK 06	430	130	158
PKA 06	400	130	156



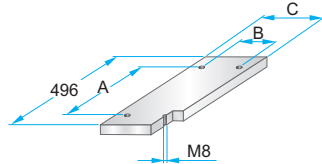
PK 06 – 246 x 496 x h / material
PKA 06 – 246 x 496 x h / material

h	material
17	1730
	2085

**PK 65
PKA 65**



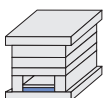
	A	B	C
PK 65	430	98	126
PKA 65	400	96	122



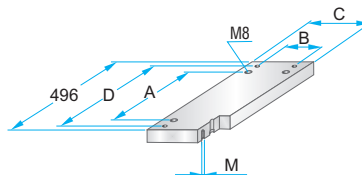
PK 65 – 246 x 496 x h / material
PKA 65 – 246 x 496 x h / material

h	material
17	1730
	2085

**PK 07
PKA 07**



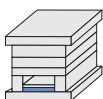
	A	B	C	D	M
PK 07	430	130	158	464	M4
PKA 07	400	130	156	470	M5



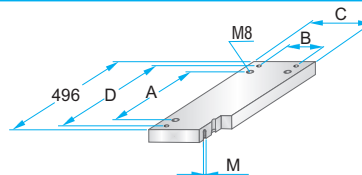
PK 07 – 246 x 496 x h / material
PKA 07 – 246 x 496 x h / material

h	material
22	1730
	2312
	2085

**PK 75
PKA 75**



	A	B	C	D	M
PK 75	430	98	126	464	M4
PKA 75	400	96	122	470	M5



PK 75 – 246 x 496 x h / material
PKA 75 – 246 x 496 x h / material

h	material
22	1730
	2312
	2085