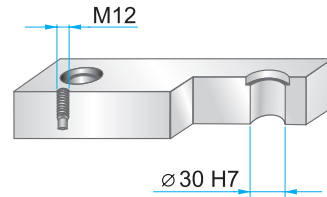
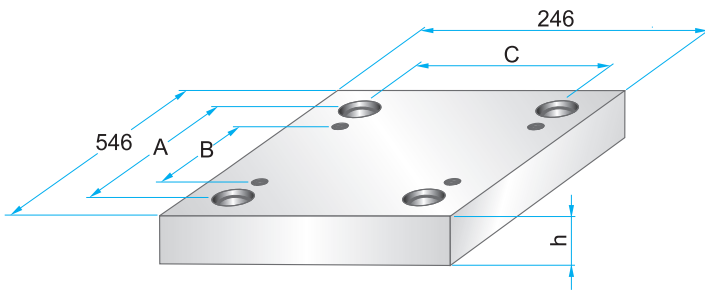


Korpus formy

Mold base

246x546

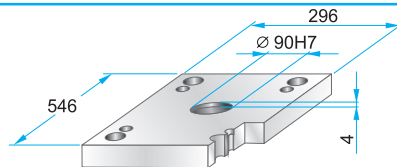
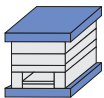


Wymiary i tolerancje
Dimensions and tolerances



	A	B	C
PK	494	424	194
PKA	498	420	198

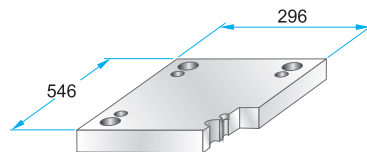
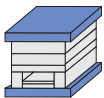
**PK 01
PKA 01**



PK 01 – 246 x 546 x h / material
PKA 01 – 246 x 546 x h / material

36	1730
	2312
	2085

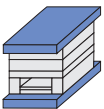
**PK 11
PKA 11**



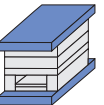
PK 11 – 246 x 546 x h / material
PKA 11 – 246 x 546 x h / material

36	1730
	2312
	2085

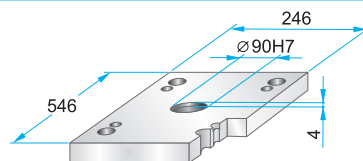
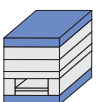
**PK 02
PKA 02**



**PK 12
PKA 12**



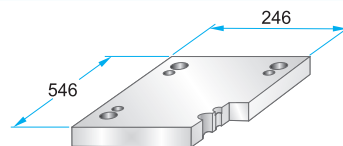
**PK 21
PKA 21**



PK 21 – 246 x 546 x h / material
PKA 21 – 246 x 546 x h / material

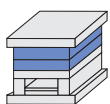
27	1730
36	2312
	2085

**PK 22
PKA 22**



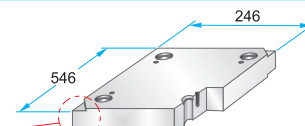
PK 22 – 246 x 546 x h / material
PKA 22 – 246 x 546 x h / material

27	1730
36	2312
	2085



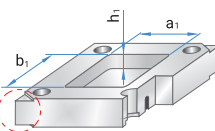
**PK 03
PKA 03**

Podcięcia do demontażu
na życzenie.
Corner undercuts upon request.



**PK 35
PKA 35**

Podcięcia do demontażu
na życzenie.
Corner undercuts upon request.



PK 03 – 246 x 546 x h / material
PKA 03 – 246 x 546 x h / material

PK 35 – 246 x 546 x h / material
PKA 35 – 246 x 546 x h / ($a_1/b_1/h_1$)

22	1730
27	2083
36	2085
46	2162
56	2311
66	2312
76	2738
86	Toolox33
96	Toolox44
116	2738HH
	2714HH

Material info

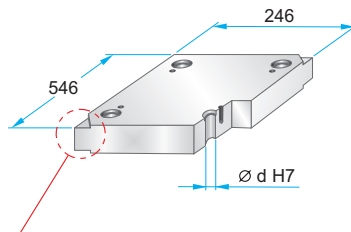
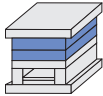


Korpus formy

Mold base

246x546

**PK 31
PKA 31**



Podcięcia do demontażu na życzenie.
Corner undercuts upon request.



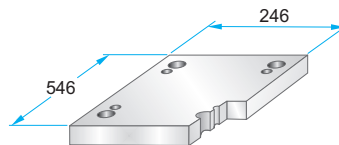
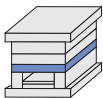
	d
PK 31	29,4
PKA 31	29,5

Material info



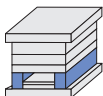
PK 31 – 246 x 546 x	h	/	material
PKA 31 – 246 x 546 x	h	/	
	27		1730
	36		2083
	46		2085
	56		2162
	66		2311
	76		2312
	86		2343
	96		2738
	116		2767
			Toolox33
			Toolox44
			2738HH
			2714HH

**PK 04
PKA 04**

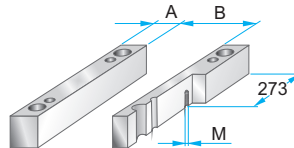


PK 04 – 246 x 546 x	h	/	material
PKA 04 – 246 x 546 x	h	/	
	36		1730
	46		2312
	56		2085

**PK 05
PKA 05**

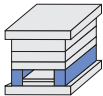


	A	B	M
PK 05	43	160	–
PKA 05	44	158	M10

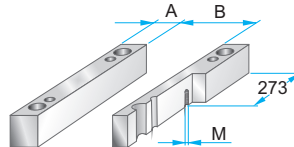


PK 05 – 246 x 546 x	h	/	material
PKA 05 – 246 x 546 x	h	/	
	56		1730
	66		2085
	76		
	86		
	96		
	116		
	136		

**PK 55
PKA 55**

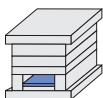


	A	B	M
PK 55	58	130	–
PKA 55	60	126	M10

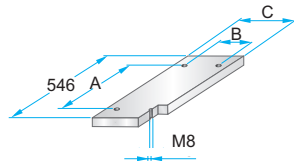


PK 55 – 246 x 546 x	h	/	material
PKA 55 – 246 x 546 x	h	/	
	56		1730
	66		2085
	76		
	86		
	96		
	116		
	136		

**PK 06
PKA 06**

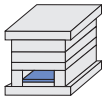


	A	B	C
PK 06	480	130	158
PKA 06	450	130	156

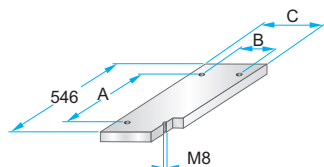


PK 06 – 246 x 546 x	h	/	material
PKA 06 – 246 x 546 x	h	/	
	17		1730
	22		2085

**PK 65
PKA 65**

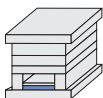


	A	B	C
PK 65	480	98	126
PKA 65	450	96	122

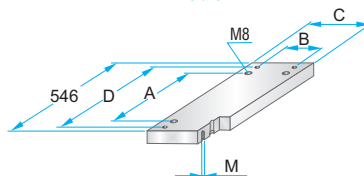


PK 65 – 246 x 546 x	h	/	material
PKA 65 – 246 x 546 x	h	/	
	17		1730
	22		2085

**PK 07
PKA 07**

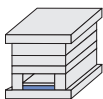


	A	B	C	D	M
PK 07	480	130	158	514	M4
PKA 07	450	130	156	520	M5

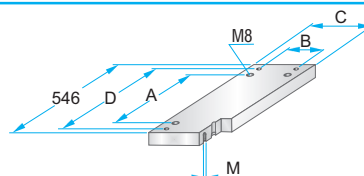


PK 07 – 246 x 546 x	h	/	material
PKA 07 – 246 x 546 x	h	/	
	22		1730
	27		2312
			2085

**PK 75
PKA 75**



	A	B	C	D	M
PK 75	480	98	126	514	M4
PKA 75	450	96	122	520	M5



PK 75 – 246 x 546 x	h	/	material
PKA 75 – 246 x 546 x	h	/	
	22		1730
	27		2312
			2085