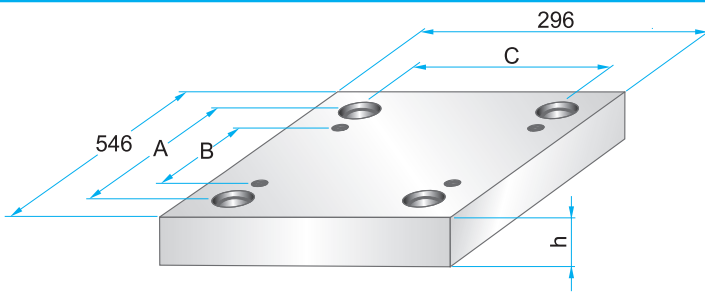


Korpus formy

Mold base

296x546

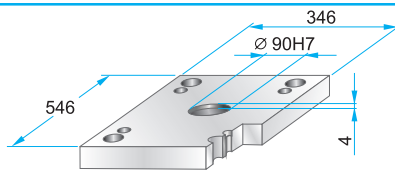
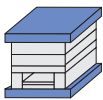


Wymiary i tolerancje
Dimensions and tolerances



	A	B	C
PK	494	424	244
PKA	498	420	248

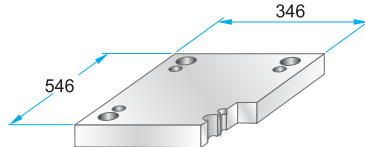
**PK 01
PKA 01**



PK 01 - 296 x 546 x h / material
PKA 01 - 296 x 546 x h / material

36	1730
46	2312
	2085

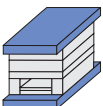
**PK 11
PKA 11**



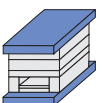
PK 11 - 296 x 546 x h / material
PKA 11 - 296 x 546 x h / material

36	1730
46	2312
	2085

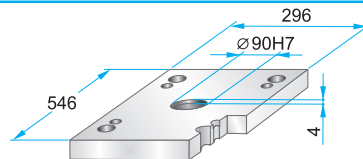
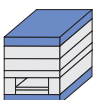
**PK 02
PKA 02**



**PK 12
PKA 12**



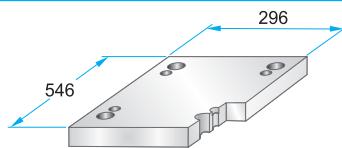
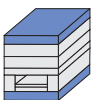
**PK 21
PKA 21**



PK 21 - 296 x 546 x h / material
PKA 21 - 296 x 546 x h / material

27	1730
36	2312
	2085

**PK 22
PKA 22**



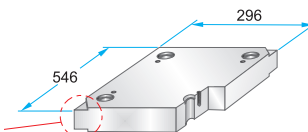
PK 22 - 296 x 546 x h / material
PKA 22 - 296 x 546 x h / material

27	1730
36	2312
	2085



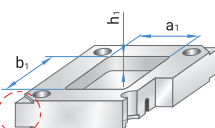
**PK 03
PKA 03**

Podcięcia do demontażu
na życzenie.
Corner undercuts upon request.



**PK 35
PKA 35**

Podcięcia do demontażu
na życzenie.
Corner undercuts upon request.



PK 03 - 296 x 546 x h / material
PKA 03 - 296 x 546 x h / material

PK 35 - 296 x 396 x h / material
PKA 35 - 296 x 396 x h / (a1/b1/h1)

22	1730
27	2083
36	2085
46	2162
56	2311
66	2312
76	2738
86	Toolox33
96	Toolox44
116	2738HH
136	2714HH
156	

Material info

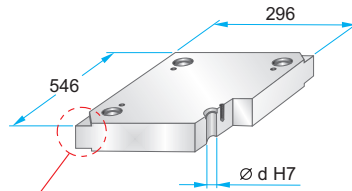
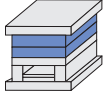


Korpus formy

Mold base

296x546

**PK 31
PKA 31**



Podcięcia do demontażu na życzenie.
Corner undercuts upon request.



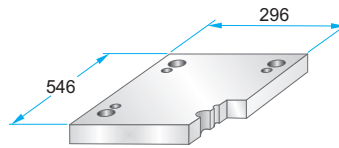
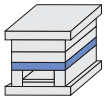
	d
PK 31	29,4
PKA 31	29,5

Material info



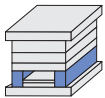
PK 31 – 296 x 546 x	h	/	material
PKA 31 – 296 x 546 x	h	/	
	27		1730
	36		2083
	46		2085
	56		2162
	66		2311
	76		2312
	86		2343
	96		2738
	116		2767
	136		Toolox33 Toolox44 2738HH 2714HH

**PK 04
PKA 04**

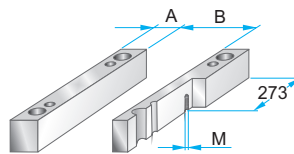


PK 04 – 296 x 546 x	h	/	material
PKA 04 – 296 x 546 x	h	/	
	27		1730
	36		2312
	46		2085
	56		
	66		

**PK 05
PKA 05**

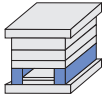


	A	B	M
PK 05	43	210	–
PKA 05	44	208	M10

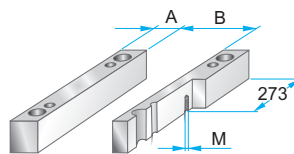


PK 05 – 296 x 546 x	h	/	material
PKA 05 – 296 x 546 x	h	/	
	56		1730
	66		2085
	76		
	86		
	96		
	116		
	136		

**PK 55
PKA 55**

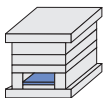


	A	B	M
PK 55	58	180	–
PKA 55	60	176	M10

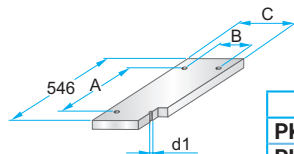


PK 55 – 296 x 546 x	h	/	material
PKA 55 – 296 x 546 x	h	/	
	56		1730
	66		2085
	76		
	86		
	96		
	116		
	136		

**PK 06
PKA 06**



	A	B	C
PK 06	468	180	208
PKA 06	450	180	206



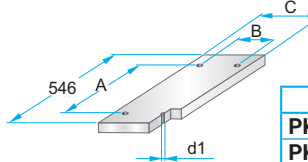
	d1
PK 06	M10
PKA 06	M8

PK 06 – 296 x 546 x	h	/	material
PKA 06 – 296 x 546 x	h	/	
	17		1730
	22		2085

**PK 65
PKA 65**



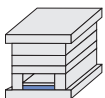
	A	B	C
PK 65	468	148	176
PKA 65	450	146	172



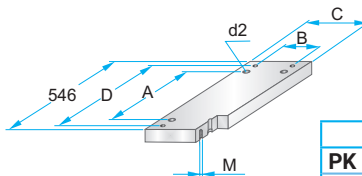
	d1
PK 65	M10
PKA 65	M8

PK 65 – 296 x 546 x	h	/	material
PKA 65 – 296 x 546 x	h	/	
	17		1730
	22		2085

**PK 07
PKA 07**



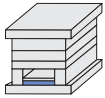
	A	B	C	D	M
PK 07	468	180	208	514	M4
PKA 07	450	180	206	520	M5



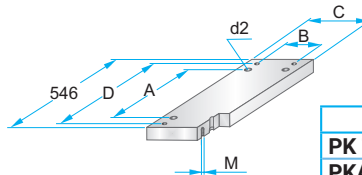
	d2
PK 07	M10
PKA 07	M8

PK 07 – 296 x 546 x	h	/	material
PKA 07 – 296 x 546 x	h	/	
	22		1730
	27		2312
			2085

**PK 75
PKA 75**



	A	B	C	D	M
PK 75	468	148	176	514	M4
PKA 75	450	146	172	520	M5



	d2
PK 75	M10
PKA 75	M8

PK 75 – 296 x 546 x	h	/	material
PKA 75 – 296 x 546 x	h	/	
	22		1730
	27		2312
			2085