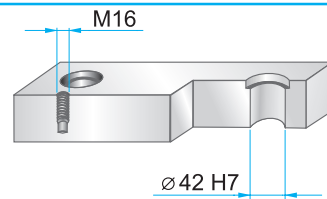
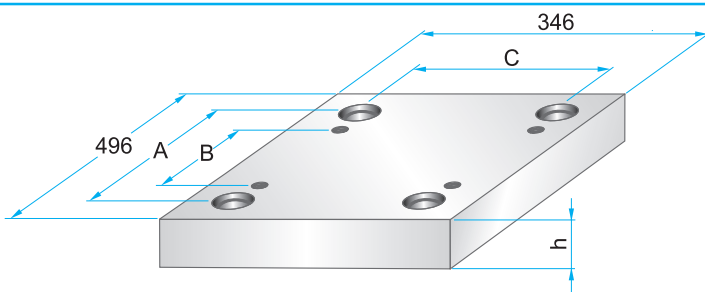


Korpus formy

Mold base

346x496

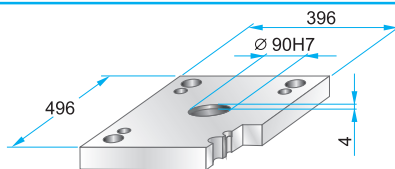


Wymiary i tolerancje
Dimensions and tolerances



	A	B	C
PK	416	330	274
PKA	424	330	274

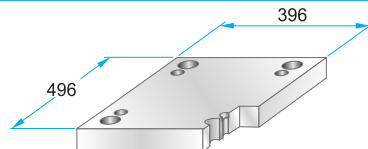
**PK 01
PKA 01**



PK 01 – 346 x 496 x h / material
PKA 01 – 346 x 496 x h / material

27	1730
36	2312
46	2085

**PK 11
PKA 11**



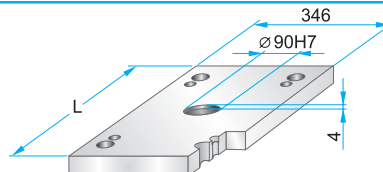
PK 11 – 346 x 496 x h / material
PKA 11 – 346 x 496 x h / material

27	1730
36	2312
46	2085

**PK 02
PKA 02**



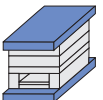
	L
PK 02	546
PKA 02	596



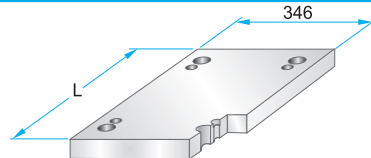
PK 02 – 346 x 496 x h / material
PKA 02 – 346 x 496 x h / material

27	1730
36	2312
46	2085

**PK 12
PKA 12**



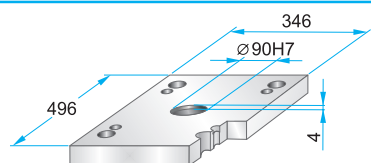
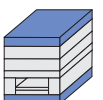
	L
PK 12	546
PKA 12	596



PK 12 – 346 x 496 x h / material
PKA 12 – 346 x 496 x h / material

27	1730
36	2312
46	2085

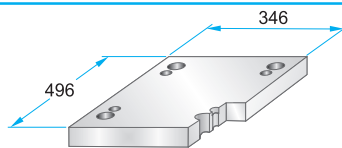
**PK 21
PKA 21**



PK 21 – 346 x 496 x h / material
PKA 21 – 346 x 496 x h / material

22	1730
27	2312
36	2085
46	

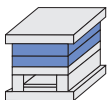
**PK 22
PKA 22**



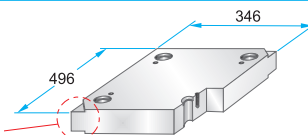
PK 22 – 346 x 496 x h / material
PKA 22 – 346 x 496 x h / material

22	1730
27	2312
36	2085
46	

**PK 03
PKA 03**



Podcięcia do demontażu
na życzenie.
Corner undercuts upon request.



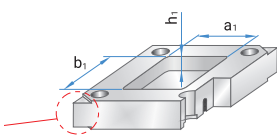
PK 03 – 346 x 496 x h / material
PKA 03 – 346 x 496 x h / material

PK 35 – 346 x 496 x h / material
PKA 35 – 346 x 496 x h / (a1/b1/h1)

22	1730
27	2083
36	2085
46	2162
56	2311
66	2312
76	2738
86	Toolox33
96	Toolox44
116	2738HH
136	2714HH
156	
176	

**PK 35
PKA 35**

Podcięcia do demontażu
na życzenie.
Corner undercuts upon request.



Material info

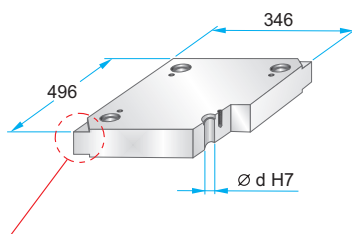
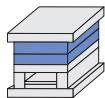


Korpus formy

Mold base

346x496

**PK 31
PKA 31**



Podcięcia do demontażu na życzenie.
Corner undercuts upon request.



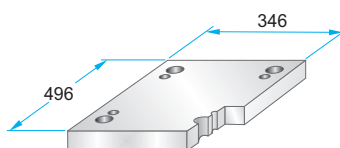
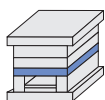
	d
PK 31	41,3
PKA 31	41,4

Material info



PK 31 – 346 x 496 x h	h	material
PKA 31 – 346 x 496 x h	h	
	22	1730
	27	2083
	36	2085
	46	2162
	56	2311
	66	2312
	76	2343
	86	2738
	96	2767
	116	Toolox33
	136	Toolox44
	156	2738HH
		2714HH

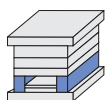
**PK 04
PKA 04**



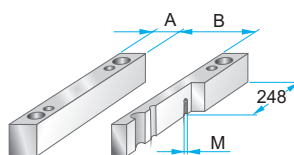
PK 04 – 346 x 496 x h / material
PKA 04 – 346 x 496 x h / material

	27	1730
	36	2312
	46	2085
	56	
	66	
	76	
	86	

**PK 05
PKA 05**



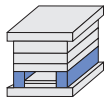
	A	B	M
PK 05	62	222	–
PKA 05	62	222	M10



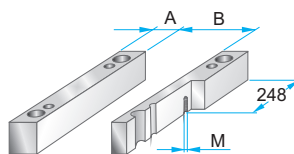
PK 05 – 346 x 496 x h / material
PKA 05 – 346 x 496 x h / material

	56	1730
	66	2085
	76	
	86	
	96	
	116	
	136	

**PK 55
PKA 55**



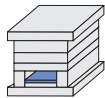
	A	B	M
PK 55	86	174	–
PKA 55	86	174	M10



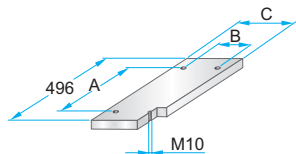
PK 55 – 346 x 496 x h / material
PKA 55 – 346 x 496 x h / material

	56	1730
	66	2085
	76	
	86	
	96	
	116	
	136	

**PK 06
PKA 06**



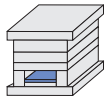
	A	B	C
PK 06	420	190	218
PKA 06	360	180	218



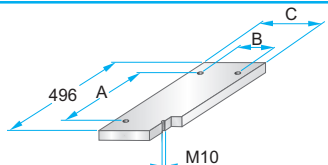
PK 06 – 346 x 496 x h / material
PKA 06 – 346 x 496 x h / material

	17	1730
		2085

**PK 65
PKA 65**



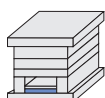
	A	B	C
PK 65	420	142	170
PKA 65	360	134	172



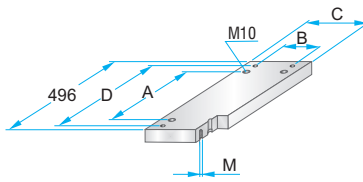
PK 65 – 346 x 496 x h / material
PKA 65 – 346 x 496 x h / material

	17	1730
		2085

**PK 07
PKA 07**



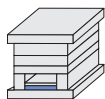
	A	B	C	D	M
PK 07	420	190	218	466	M4
PKA 07	360	180	218	458	M5



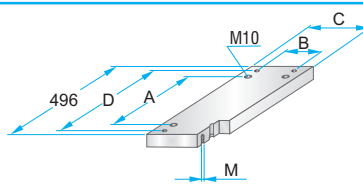
PK 07 – 346 x 496 x h / material
PKA 07 – 346 x 496 x h / material

	22	1730
		2312
		2085

**PK 75
PKA 75**



	A	B	C	D	M
PK 75	420	142	170	466	M4
PKA 75	360	134	172	458	M5



PK 75 – 346 x 496 x h / material
PKA 75 – 346 x 496 x h / material

	22	1730
		2312
		2085