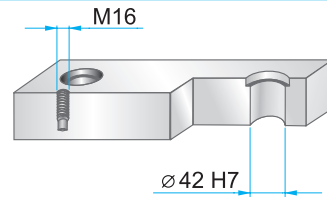
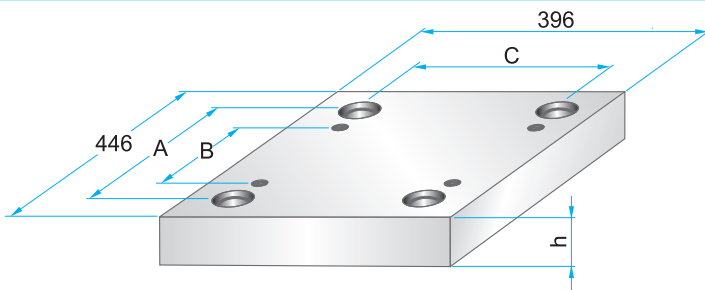


Korpus formy

Mold base

396x446

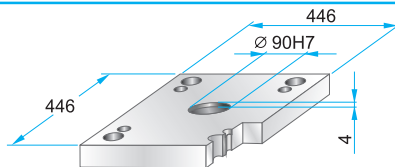
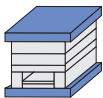


Wymiary i tolerancje
Dimensions and tolerances



	A	B	C
PK	374	280	324
PKA	374	280	324

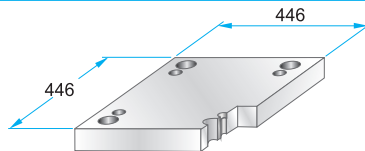
**PK 01
PKA 01**



PK 01 – 396 x 446 x h / material
PKA 01 – 396 x 446 x h / material

27	1730
36	2312
46	2085

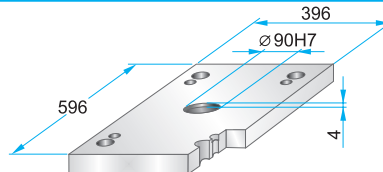
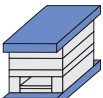
**PK 11
PKA 11**



PK 11 – 396 x 446 x h / material
PKA 11 – 396 x 446 x h / material

27	1730
36	2312
46	2085

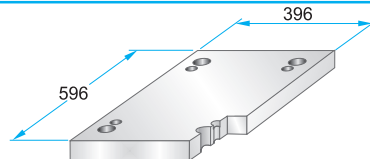
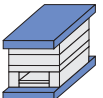
**PK 02
PKA 02**



PK 02 – 396 x 446 x h / material
PKA 02 – 396 x 446 x h / material

27	1730
36	2312
46	2085

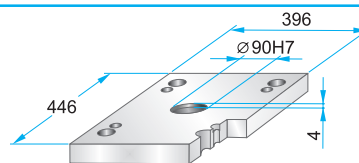
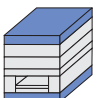
**PK 12
PKA 12**



PK 12 – 396 x 446 x h / material
PKA 12 – 396 x 446 x h / material

27	1730
36	2312
46	2085

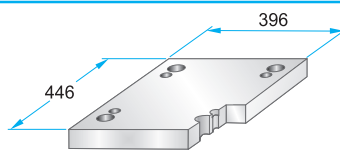
**PK 21
PKA 21**



PK 21 – 396 x 446 x h / material
PKA 21 – 396 x 446 x h / material

27	1730
36	2312
46	2085

**PK 22
PKA 22**

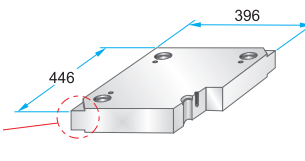


PK 22 – 396 x 446 x h / material
PKA 22 – 396 x 446 x h / material

27	1730
36	2312
46	2085

**PK 03
PKA 03**

Podcięcia do demontażu
na życzenie.
Corner undercuts upon request.

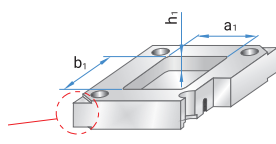


PK 03 – 396 x 446 x h / material
PKA 03 – 396 x 446 x h / material

22	1730
27	2083
36	2085
46	2162

**PK 35
PKA 35**

Podcięcia do demontażu
na życzenie.
Corner undercuts upon request.



Material info



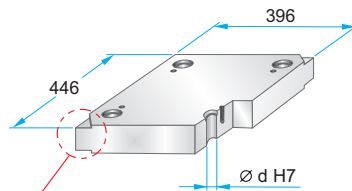
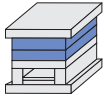
66	2312
76	2738
86	Toolox33
96	Toolox44
116	2738HH
136	2714HH
156	
176	

Korpus formy

Mold base

396x446

**PK 31
PKA 31**



Podcięcia do demontażu na życzenie.
Corner undercuts upon request.



	d
PK 31	41,3
PKA 31	41,4

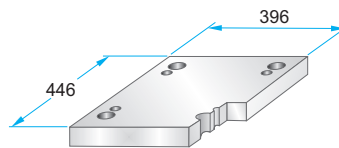
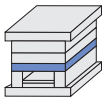
PK 31 – 396 x 446 x h / material
PKA 31 – 396 x 446 x h / material

22	1730
27	2083
36	2085
46	2162
56	2311
66	2312
76	2343
86	2738
96	2767
116	Toolox33
136	Toolox44
156	2738HH 2714HH

Material info



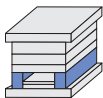
**PK 04
PKA 04**



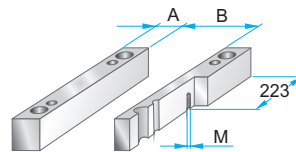
PK 04 – 396 x 446 x h / material
PKA 04 – 396 x 446 x h / material

27	1730
36	2312
46	2085
56	
66	
76	
86	
96	

**PK 05
PKA 05**



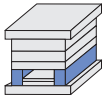
	A	B	M
PK 05	62	272	–
PKA 05	62	272	M10



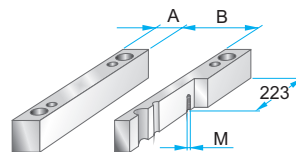
PK 05 – 396 x 446 x h / material
PKA 05 – 396 x 446 x h / material

56	1730
66	2085
76	
86	
96	
116	
136	

**PK 55
PKA 55**



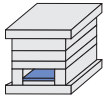
	A	B	M
PK 55	86	224	–
PKA 55	86	224	M10



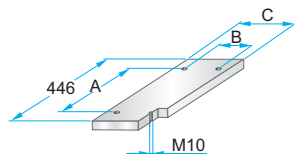
PK 55 – 396 x 446 x h / material
PKA 55 – 396 x 446 x h / material

56	1730
66	2085
76	
86	
96	
116	
136	

**PK 06
PKA 06**



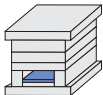
	A	B	C
PK 06	364	240	268
PKA 06	310	230	268



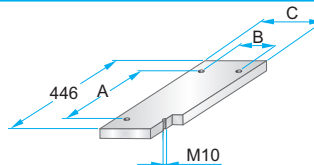
PK 06 – 396 x 446 x h / material
PKA 06 – 396 x 446 x h / material

17	1730
	2085

**PK 65
PKA 65**



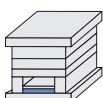
	A	B	C
PK 65	364	192	220
PKA 65	310	180	218



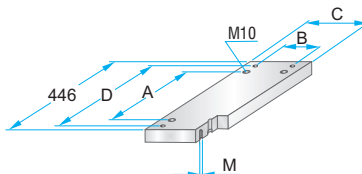
PK 65 – 396 x 446 x h / material
PKA 65 – 396 x 446 x h / material

17	1730
	2085

**PK 07
PKA 07**



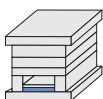
	A	B	C	D	M
PK 07	364	240	268	414	M4
PKA 07	310	230	268	408	M5



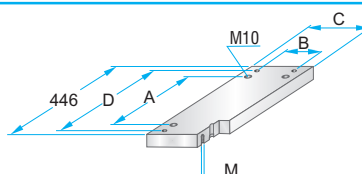
PK 07 – 396 x 446 x h / material
PKA 07 – 396 x 446 x h / material

22	1730
27	2312
	2085

**PK 75
PKA 75**



	A	B	C	D	M
PK 75	364	192	220	414	M4
PKA 75	310	180	218	408	M5



PK 75 – 396 x 446 x h / material
PKA 75 – 396 x 446 x h / material

22	1730
27	2312
	2085