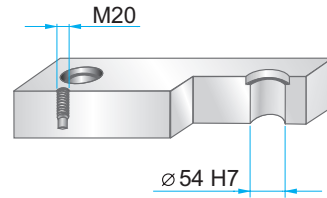
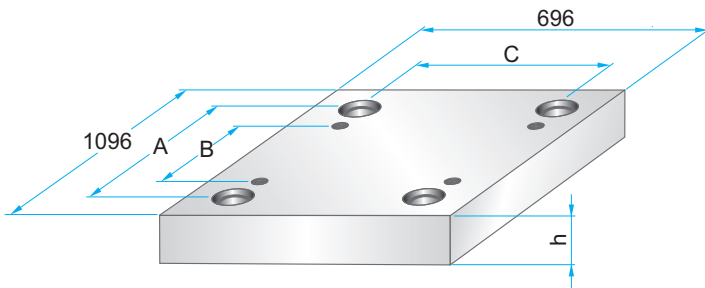


Korpus formy

Mold base

696x1096



Wymiary i tolerancje
Dimensions and tolerances

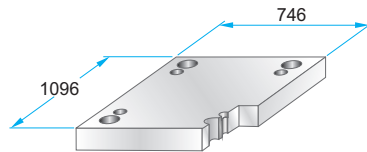


	A	B	C
PKA	1008	890	608

PKA 01



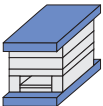
PKA 11



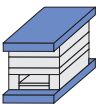
PKA 11 – 696 x 1096 x h / material

46	1730
	2312
	2085

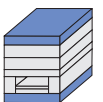
PKA 02



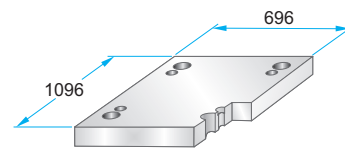
PKA 12



PKA 21



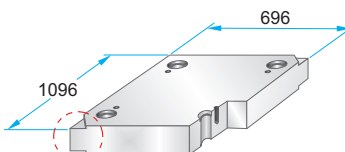
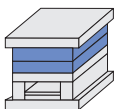
PKA 22



PKA 22 – 696 x 1096 x h / material

46	1730
	2312
	2085

PKA 03



PKA 03 – 696 x 1096 x h / material

27	1730
36	2083
46	2085
56	2162
66	2311
76	2312
86	2738
96	Toolox33
116	Toolox44
136	2738HH
156	2714HH
176	
196	

Podcięcia do demontażu na życzenie.
Corner undercuts upon request.



Material info

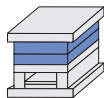


Korpus formy

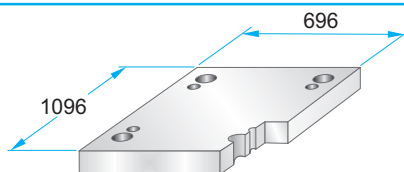
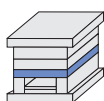
Mold base

696x1096

PKA 31



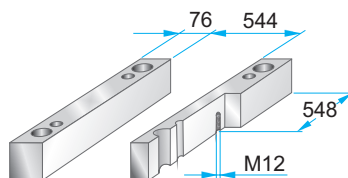
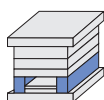
PKA 04



PKA 04 – 696 x 1096 x h / material

56	1730
76	2312
	2085

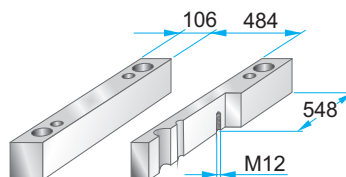
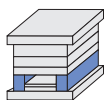
PKA 05



PKA 05 – 696 x 1096 x h / material

86	1730
96	2085
116	
126	
136	
156	
176	

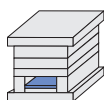
PKA 55



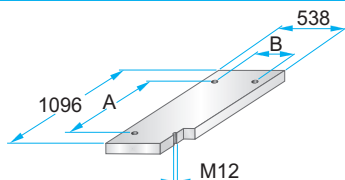
PKA 55 – 696 x 1096 x h / material

86	1730
96	2085
116	
136	
156	
176	

PKA 06



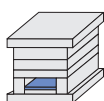
	A	B
PKA 06	940	500



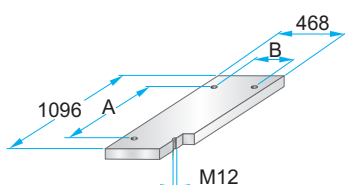
PKA 06 – 696 x 1096 x h / material

27	1730
	2085

PKA 65



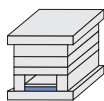
	A	B
PKA 65	940	430



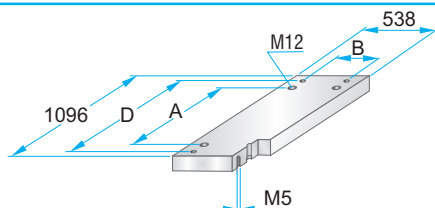
PKA 65 – 696 x 1096 x h / material

27	1730
	2085

PKA 07



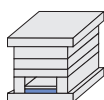
	A	B	D
PKA 07	940	500	1058



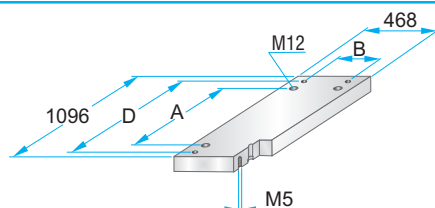
PKA 07 – 696 x 1096 x h / material

36	1730
	2312
	2085

PKA 75



	A	B	D
PKA 75	940	430	1058



PKA 75 – 696 x 1096 x h / material

36	1730
	2312
	2085