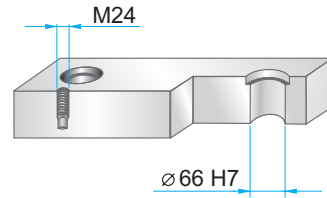
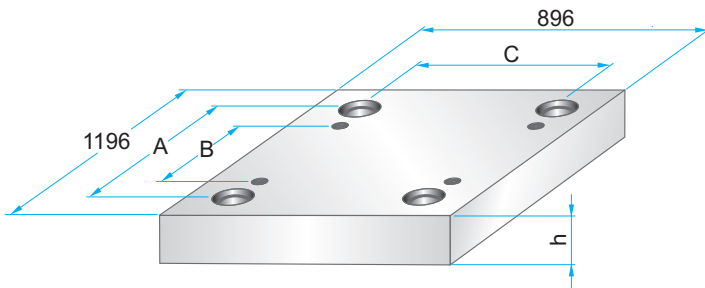


Korpus formy

Mold base

896x1196



Wymiary i tolerancje
Dimensions and tolerances

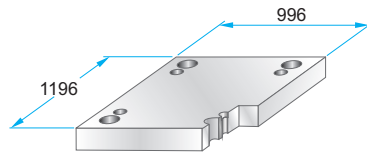
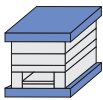


	A	B	C
PKA	1080	930	780

PKA 01



PKA 11



PKA 11 – 896 x 1196 x h / material

56	1730
	2312
	2085

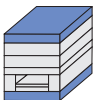
PKA 02



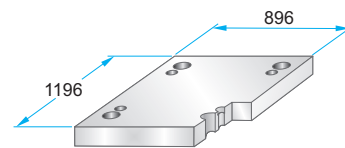
PKA 12



PKA 21



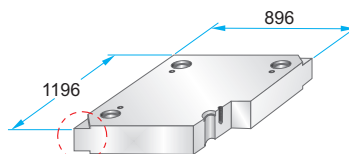
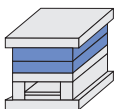
PKA 22



PKA 22 – 896 x 1196 x h / material

56	1730
	2312
	2085

PKA 03



PKA 03 – 896 x 1196 x h / material

56	1730
66	2083
76	2085
86	2162
96	2311
116	2312
136	2738
156	Toolox33
176	Toolox44
196	2738HH
216	2714HH
236	
256	

Podcięcia do demontażu na życzenie.
Corner undercuts upon request.



Material info

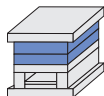


Korpus formy

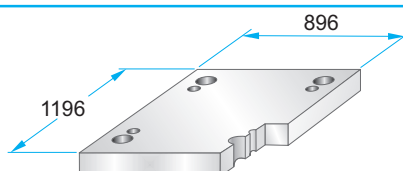
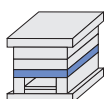
Mold base

896x1196

PKA 31



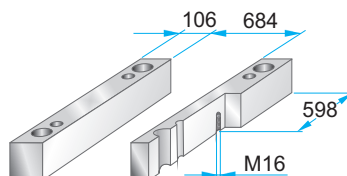
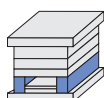
PKA 04



PKA 04 – 896 x 1196 x h / material

66	1730
86	2312
	2085

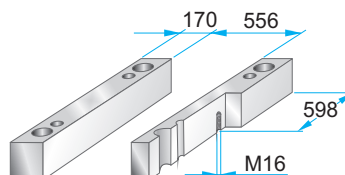
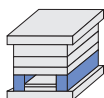
PKA 05



PKA 05 – 896 x 1196 x h / material

136	1730
156	2085
176	
196	
236	
276	

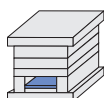
PKA 55



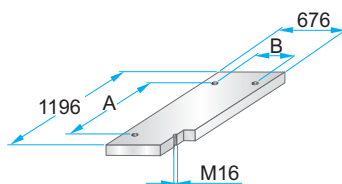
PKA 55 – 896 x 1196 x h / material

136	1730
156	2085
176	
196	
236	
276	

PKA 06



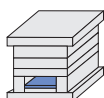
	A	B
PKA 06	1010	630



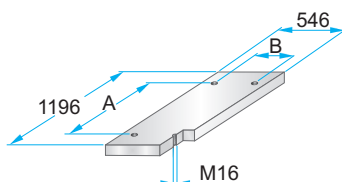
PKA 06 – 896 x 1196 x h / material

36	1730
	2085

PKA 65



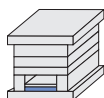
	A	B
PKA 65	1010	500



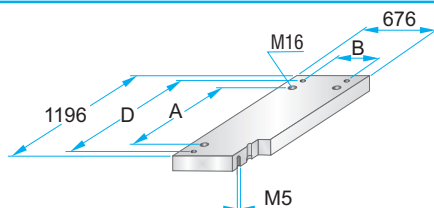
PKA 65 – 896 x 1196 x h / material

36	1730
	2085

PKA 07



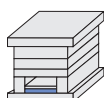
	A	B	D
PKA 07	1010	630	1150



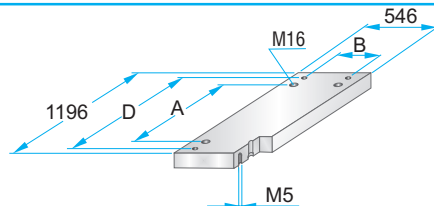
PKA 07 – 896 x 1196 x h / material

46	1730
	2312
	2085

PKA 75



	A	B	D
PKA 75	1010	500	1150



PKA 75 – 896 x 1196 x h / material

46	1730
	2312
	2085